

Purpose

Use this procedure to reset your BungeServices password.

Trigger

Perform this procedure when you forget your BungeServices password.

Prerequisites

You have a BungeServices account.

Menu Path

Use the following link to get to BungeServices:

<https://www.BungeServices.com>

Helpful Hints

- The system e-mails a temporary password to the account on file. You will be prompted to change it.
- Administrators can also change passwords in CRM. See the tutorial titled, "User Management - Search and Edit User Account".

Procedure

1. Start the transaction using the menu path or transaction code.

Bunge Services (PD3)

BUNGE

Welcome! Please Register to use our new site!

Your information will help us personalize the website for you:

Bunge Location: * Username: *

First Name: * Email Address: *

Last Name: * Zip/Postal Code: *

[Register me!](#)

Already have a login to access your account information in BungeServices ?
[Click here to login.](#)

Just browsing ? Restricted Access option is available:

Zip/Postal Code: [Single Visit-Go!](#)

Questions? Call your Bunge Location or [Click here to contact us.](#)

2. Click **Click here to login** link label [Click here to login](#).
3. As required, complete/review the following fields:

Field	R/O/C	Description
User ID *	R	Any person who interacts directly with a computer system. Example: NBENNET

4. Click **Reset Password** link label [Reset Password](#).

Reset Password - Bunge Services (PD3)

5. Press **Return** to go to the next step in the tutorial.

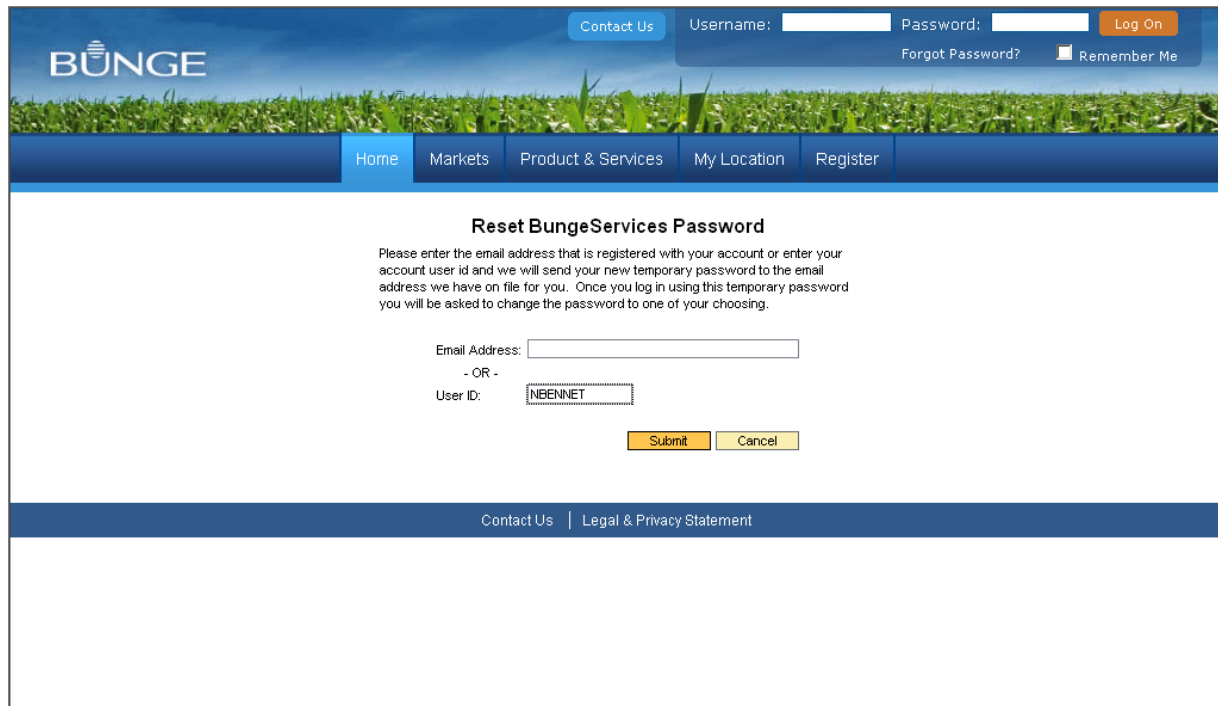


You can reset your password by entering either your **Email Address** or **User ID**. Administrators can also reset your password in CRM. See tutorial titled, "User Management - Search and Edit User Account".


7. As required, complete/review the following fields:

Field	R/O/C	Description
User ID:	R	Any person who interacts directly with a computer system. Example: NBENNET

Reset Password - Bunge Services (PD3)



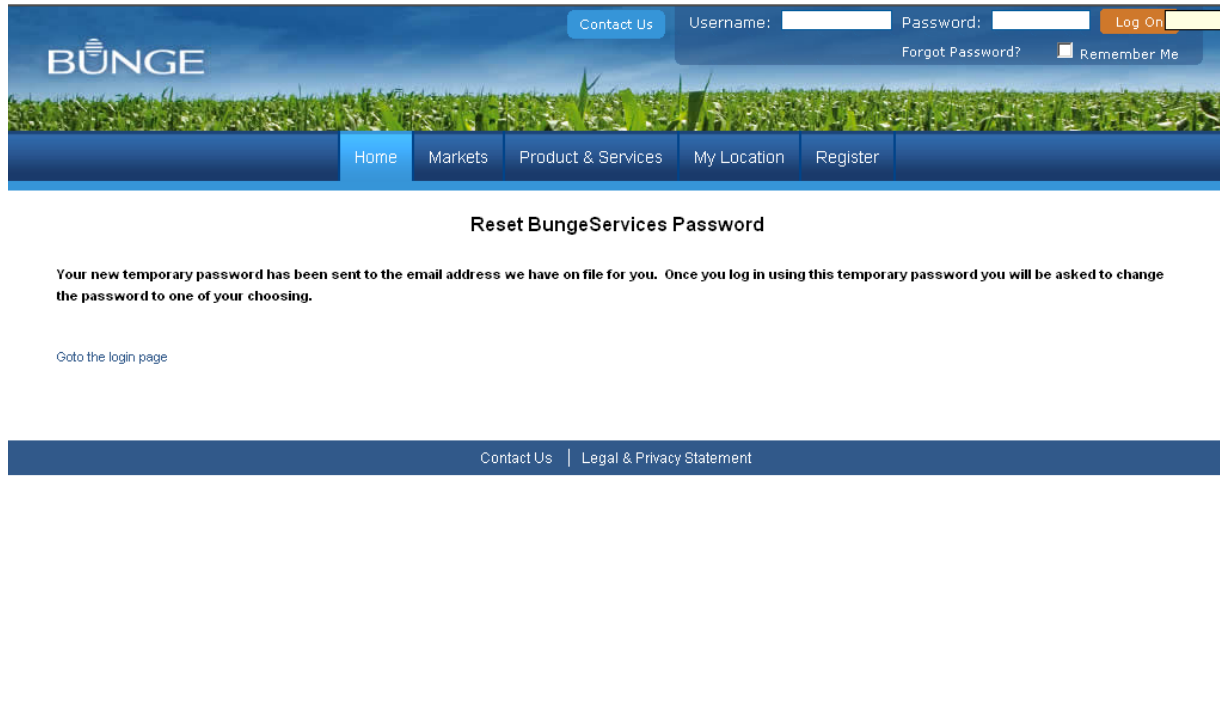
The screenshot shows the Bunge Services website's password reset interface. At the top, there is a navigation bar with the Bunge logo, a 'Contact Us' button, and login fields for 'Username:' and 'Password:' with a 'Log On' button. Below the navigation bar is a horizontal menu with 'Home', 'Markets', 'Product & Services', 'My Location', and 'Register'. The main content area is titled 'Reset BungeServices Password' and contains a text block explaining the process: 'Please enter the email address that is registered with your account or enter your account user id and we will send your new temporary password to the email address we have on file for you. Once you log in using this temporary password you will be asked to change the password to one of your choosing.' Below this text are two input fields: 'Email Address:' and 'User ID:'. The 'User ID:' field contains the text 'NBENNET'. At the bottom of the form are 'Submit' and 'Cancel' buttons. A footer bar at the very bottom contains 'Contact Us' and 'Legal & Privacy Statement' links.

8. Click **Submit** button .



The system e-mails a temporary password to the account on file. You will be prompted to change it. Close

Reset Password - Bunge Services (PD3) - Microsoft Internet Explorer



Reset BungeServices Password

Your new temporary password has been sent to the email address we have on file for you. Once you log in using this temporary password you will be asked to change the password to one of your choosing.

[Goto the login page](#)

[Contact Us](#) | [Legal & Privacy Statement](#)

9. Press **Return** to finish the tutorial.

Result

You have reset your BungeServices password.